


Stained Glass Windows *of* Crafton



CRAFTON
HERITAGE

Our families. Our stories. Our home.

C O L O R I N G B O O K



**CRAFTON
HERITAGE**
Our families. Our stories. Our home.

OUR BEGINNING Crafton Heritage incorporated in May of 2019 as a 501C3 through the efforts of our first president Martin Avery, and founding members Charles Wilson, Crystal Boehm and Susan O'Connell.

OUR MISSION Crafton Heritage preserves and shares Crafton's history through stories, collections, exhibits and programs in order to build bridges between our past, present, and future.

OUR ACCOMPLISHMENTS To further our mission, we proudly announce our first contribution to Crafton: **a Memorial Medallion in honor of Crafton's only fallen officer — Patrolman Louis Henry Hufnagle. With the help and acceptance of *Remember Crafton When* Facebook page, we were able to live stream the May 2019 Memorial Day Celebration at the Crafton Borough Building.** This event was followed by the **completion of our first of many oral histories** to add to our collection of first-hand research.

In October of 2019 we **participated in Crafton's Pop-Up event on Noble Avenue** in which we showcased the Crafton Heritage Brand.

Now, we bring you the first of **a series of coloring books** that reflect Crafton's history. This year's theme is ***Stained Glass Windows of Crafton***. Email us if you are interested in helping with next year's theme.

OUR COMMITMENT is to maximize the power of personal and community stories and shared history to enrich and impact lives.

OUR INVITATION TO YOU provides easy and simple ways to **contribute and become invested by sharing *your* memories, photos, time, talents, financial support, and more!**

We are committed to expanding public access about Crafton's rich history. Whether you are a current or former resident, we gratefully welcome your contributions .

Email or visit our website to become involved and learn more.

contact@craftonheritage.org • www.craftonheritage.org

142 Noble Avenue • Crafton, PA 15205

Copyright © 2021 Crafton Heritage. All Rights Reserved.
The printable coloring pages are free to print and color for your personal enjoyment.
Out of respect for everyone whose collective efforts made this book possible,




Illustration created for Crafton Heritage by Patty (Bodnar) Spotti




Illustration created for Crafton Heritage by Mary Grace Nichol




Illustration created for Crafton Heritage by Patty (Bodnar) Spotti




Illustration created for Crafton Heritage by Bernadette A. (Zahn) Landon

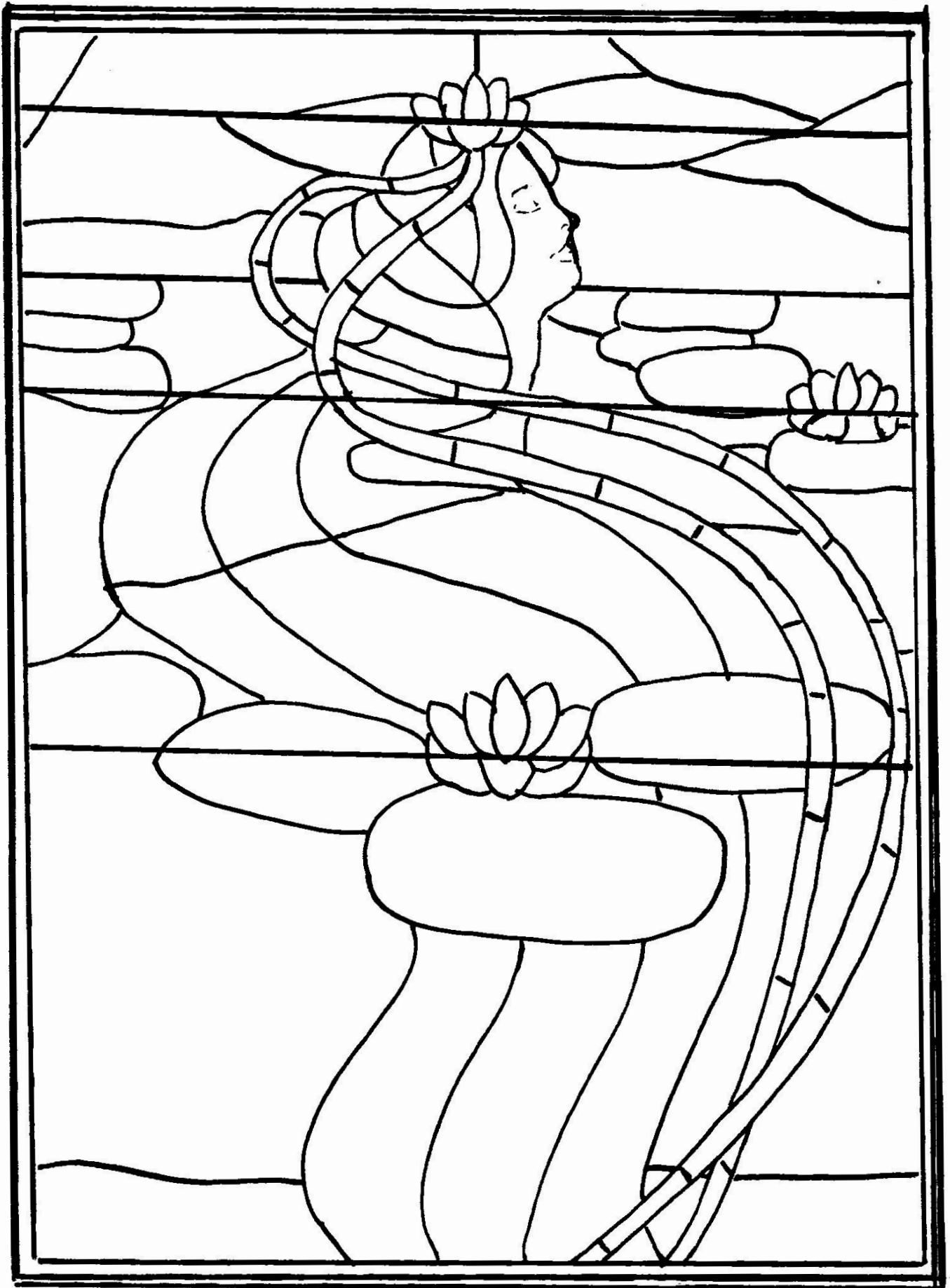


Illustration created for Crafton Heritage by Marie J. Gossic




Illustration created for Crafton Heritage by Patty (Bodnar) Spotti




Illustration created for Crafton Heritage by Patty (Bodnar) Spotti




Illustration created for Crafton Heritage by Bernadette A. (Zahn) Landon




Illustration created for Crafton Heritage by Marie J. Gossic

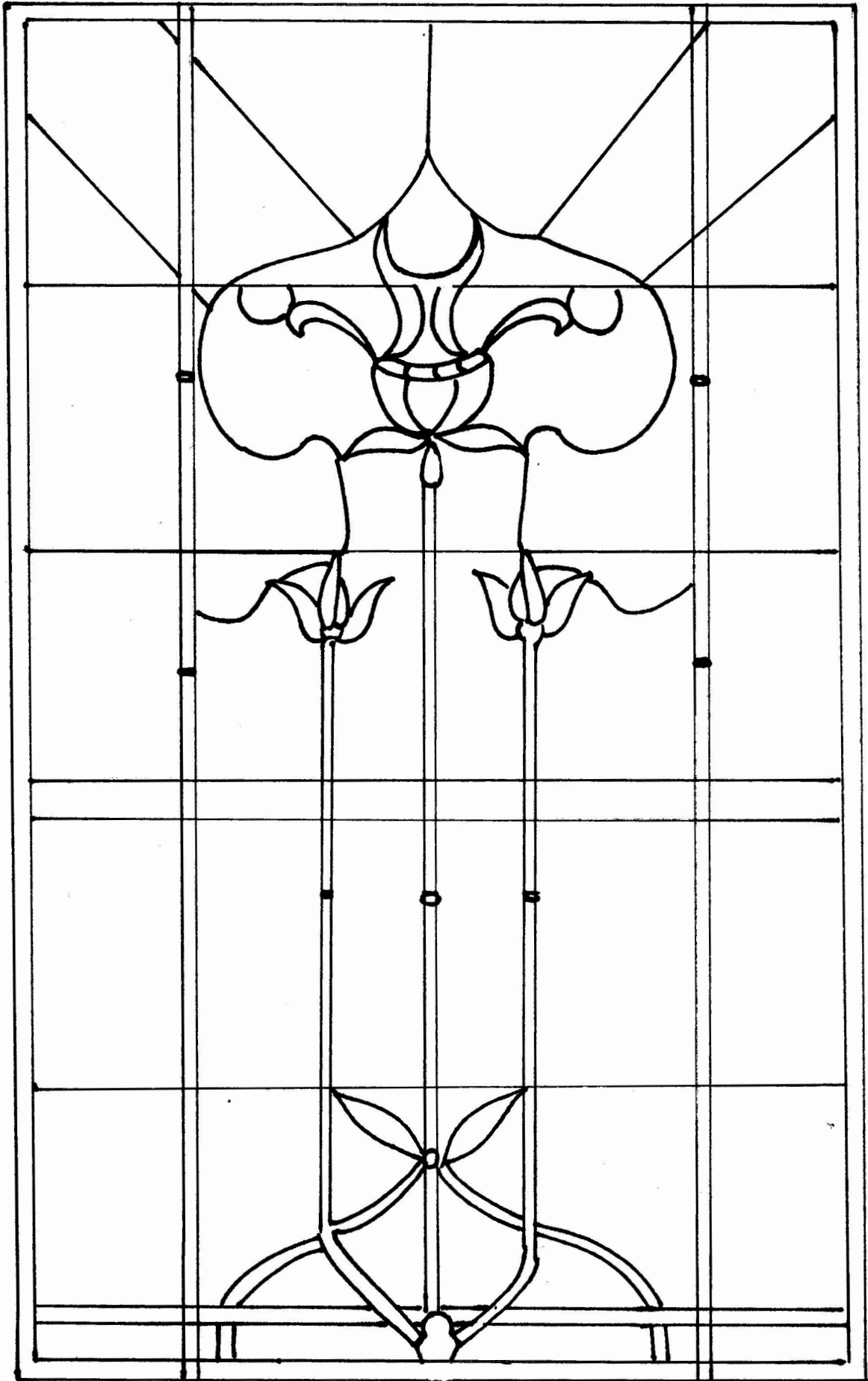


Illustration created for Crafton Heritage by Mary Grace Nichol




Illustration created for Crafton Heritage by Bernadette A. (Zahn) Landon




Illustration created for Crafton Heritage by Patty (Bodnar) Spotti




Illustration created for Crafton Heritage by Marie J. Gossic




Illustration created for Crafton Heritage by Dolores M. Smiller




Illustration created for Crafton Heritage by Patty (Bodnar) Spotti




Illustration created for Crafton Heritage by Bernadette A. (Zahn) Landon




Illustration created for Crafton Heritage by Marie J. Gossic





Illustration created for Crafton Heritage by Bernadette A. (Zahn) Landon






Illustration created for Crafton Heritage by Marie J. Gossic




Illustration created for Crafton Heritage by Bernadette A. (Zahn) Landon

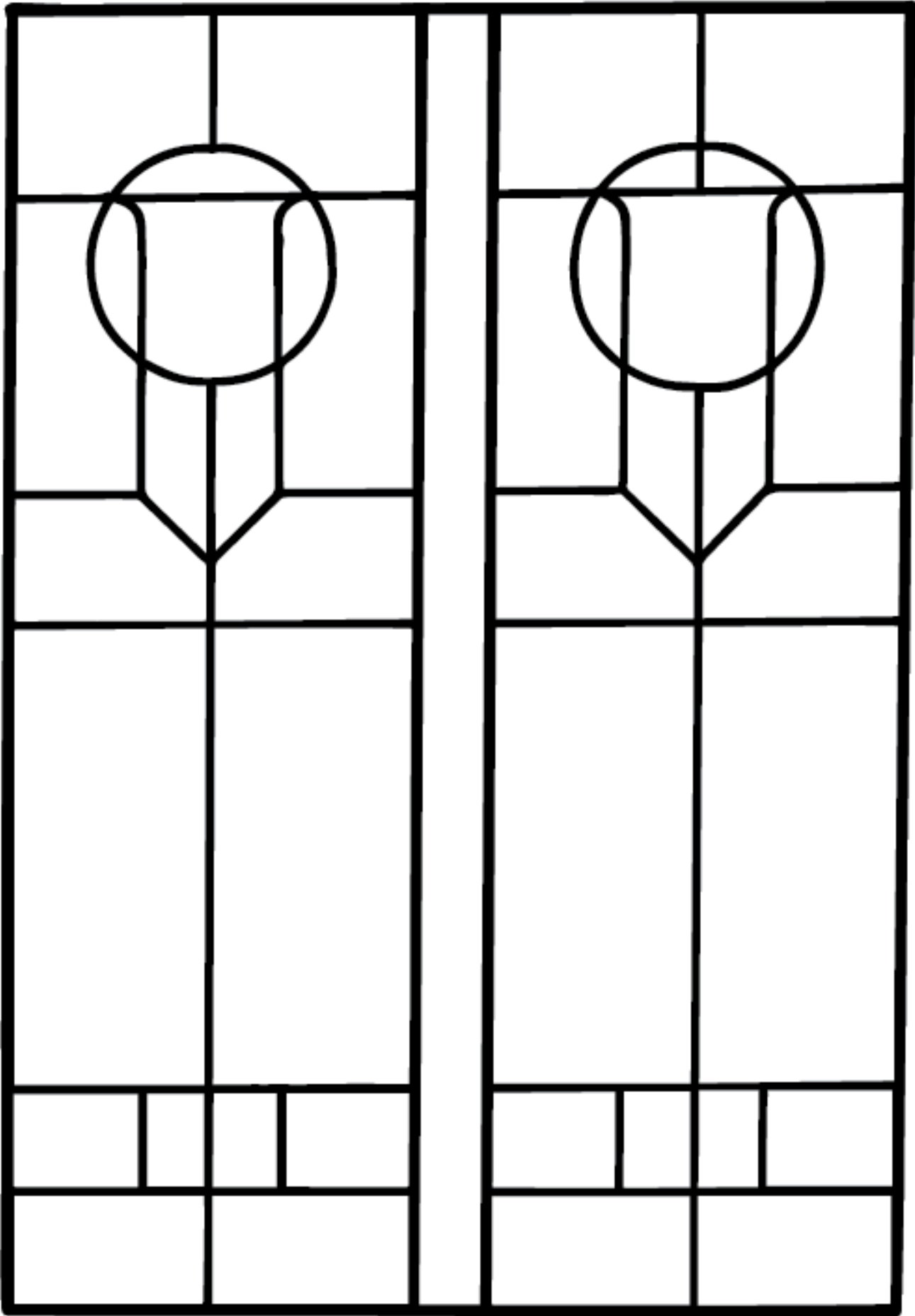



Illustration created for Crafton Heritage by Patty (Bodnar) Spotti






Illustration created for Crafton Heritage by Patty (Bodnar) Spotti

DID YOU KNOW...?

Glass is created by melting Sand (SiO₂) with Lime (CaO) and Soda (Na₂O) at 2700 degrees Fahrenheit.

The term "Stained Glass" comes from the process of using a silver stain on the glass which when fired in a kiln, gives a yellow tint to the glass. Glass can also be painted with vitreous paints (typically black) for a greater amount of detail. After painting in the details, adding greater perspective, shadow or depth, the glass is fired in a kiln to make the details permanent.

Glass is colored by the addition of various metal compounds to the glass mixture. The way the glass is heated and cooled can significantly affect the colors produced by these compounds.

Beveled Glass is generally created using 1/4" clear plate glass. An angle (the Bevel) is ground and polished around the shape of the glass, mostly by hand. This causes the prism-like rainbows when light passes through it. It is often found in entryway windows, usually set in zinc rather than lead.

Pressed glass jewels of various shapes, patterns and colors are often used to embellish a window's design, as are **rondels**, which are **small spun discs of glass**.

Most stained glass is manufactured by machines rolling it into a sheet. "**Antique Stained Glass**" is glass **produced by hand**, where a large glass bubble is blown and trimmed to form a sheet.

Most textures are formed by rolling a pattern into the molten glass when forming a sheet. **Common textures** are: **Hammered, Ripple, Florentine & Granite**.

"**Cathedral Glass**" is the term used to describe **transparent glass**, whether **colored or clear**.

An interesting texture in Antique Stained Glass is known as "**Craquel**" where the hot glob of glass is placed in water prior to blowing the bubble. It produces the **alligator-skin texture** often seen in old windows.

A very common texture found in old & new leaded windows is known as "**Gluechip**." It is created by sand-blasting the glass sheet and coating it with animal hide glue. As the glue cures, it rips the glass surface into the **frost-like pattern**.

"**Opalescent Glass**" is the term used to describe glass that has **white glass mixed in with the color**.

Selenium compounds will yield a **red** glass, while **metallic gold** produces a **cranberry-pink** colored glass.

White glass is made using **Tin and Antimony or Arsenic**. It was first used in Venice to produce an imitation porcelain.

Chromium Oxide (Cr₂O₃) will produce an **emerald green** glass, while **Copper Oxide** (CuO) yields a **turquoise** color.

Copper & Iron compounds produce many different **greens**.

Sometimes in the past, small amounts of Manganese Dioxide were added to the molten glass as a de-colorizer. Over time, exposure to the **ultra-violet rays of the sun cause the glass to turn an amethyst color**.

Manganese and Nickel compounds produce a variety of **purples**.

Carbon & Sulfur compounds produce a variety of **amber colors**.

Cadmium Sulfide (CdS) yields a **deep-yellow glass**.

Cobalt Oxide (CoO) will produce a rich, **deep-blue** glass.

An interesting glass, known as "**Vaseline Glass**," is made with uranium. It **produces a yellow-green color that glows under black light**.

TIPS FOR STAINED GLASS CARE

When cleaning stained glass windows, use a feather duster and avoid harsh chemicals. A cotton swab and water will usually remove most dirt.

When checking the soundness of your stained-glass windows, see if the lead looks pitted or whitish. It may indicate the lead has come to the end of its life. Most lead in windows has a lifespan of about one hundred years. Does the "cement" (glazing compound sealing the lead & glass for weather proofing & strength) appear to be loose or missing?

Check to see if there are any broken or cracked solder joints or leads. If reinforcing bars are present, are they attached correctly? Does the window show signs of buckling or sagging? Are there any broken or missing pieces of glass?

Don't seal the windows up tightly, as they need to breathe. Trapped moisture or condensation will cause a window to deteriorate very rapidly.



THANK YOU

Photographs of windows throughout Crafton
generously provided by Crafton Home Owners

COLORING ILLUSTRATIONS BY

Patty (Bodnar) Spotti

Marie J. Gossic

Dolores M. Smiller

Bernadette A. (Zahn) Landon

Mary Grace Nichol – Decorative Muralist

LOGO AND COVER DESIGN BY

John Sotirakis – Crafton School of The Arts

BOOK DESIGN AND PRODUCTION BY

Bernadette A. (Zahn) Landon

STAINED GLASS COPY AND EXPERTISE BY

Eric Olson – Acme Art Glass Studio